



NOZZLES/MONITORS

FIXED GALLONAGE HANDLINE NOZZLE

DESCRIPTION

The Buckeye Fixed Gallonage Hand-line Nozzle is designed to provide a constant flow whether on straight stream or fog pattern which provides increased fire fighting safety. The nozzles are manufactured in either brass or aluminum with a 50 mil anodized finish.

PART No.	FLOW RATE		INLET
	GPM @ 100 psi	LPM	
PE 3570	40	150	1"
PE 3569	60	227	1 1/2"
PE 3568	95	360	1 1/2"
PE 3567	125	473	1 1/2"

FEATURES

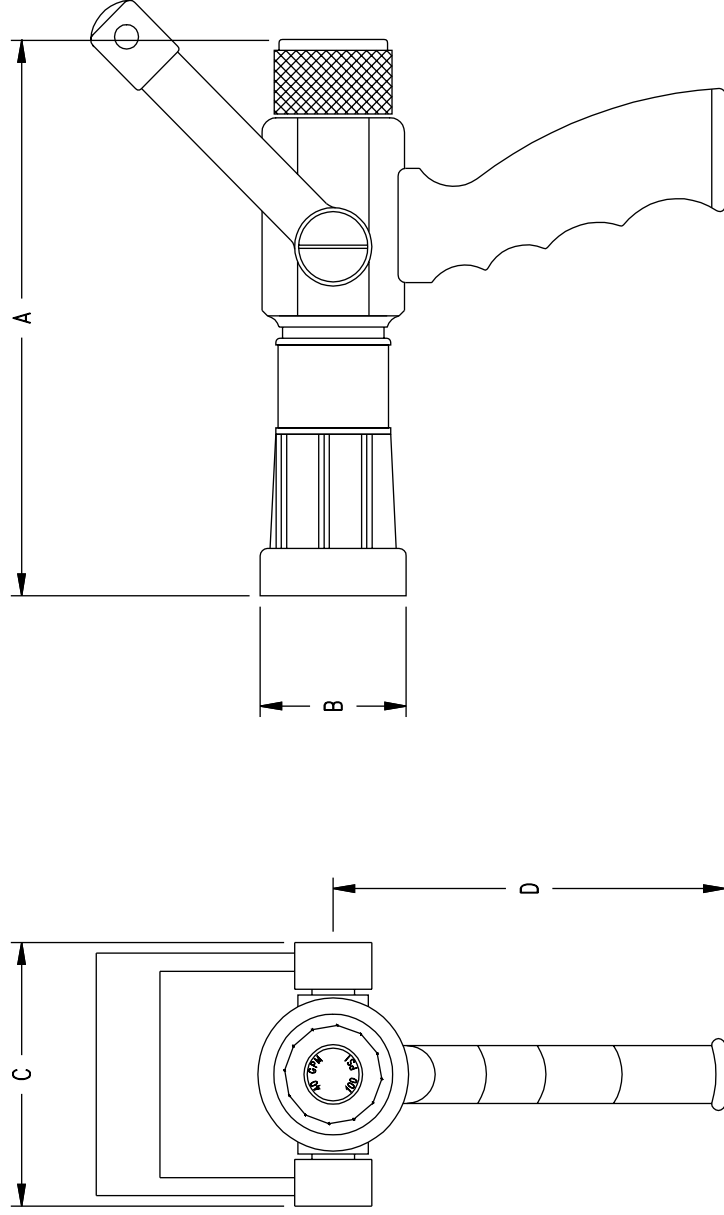
- Reliable spinning turbine teeth - This feature provides excellent dispersion of the water stream in either the wide angle fog or the power cone mode. Finer water droplets for greater heat absorption are generated.
- Flush mechanism - The operator can flush debris from within the nozzle without shutting down. The flush mechanism has a spring return feature.
- Large rubber bumper - The bumper is ribbed to allow firefighters, while wearing gloves, to change water stream pattern selections without shutting down. It also protects the nozzle if dropped.
- Large rubber handle - A large handle that controls the on/off function of the nozzle. It is designed to enable the firefighter to operate it while wearing gloves.
- Dual trunion drive on ball shut off - provides smoother shut off action and less maintenance.
- Anodized aluminum ball shut off - full flow type with EPDM seats. Optional construction using brass or stainless steel is available.
- Suitable for use with water, AFFF, AR-AFFF or Class A foam solutions.
- Nozzle supplied with a double swivel female NST inlet as standard.
- Option - other inlet threads available.
- Color coded pistol grip is standard.





NOZZLES/MONITORS

FIXED GALLONAGE NOZZLE



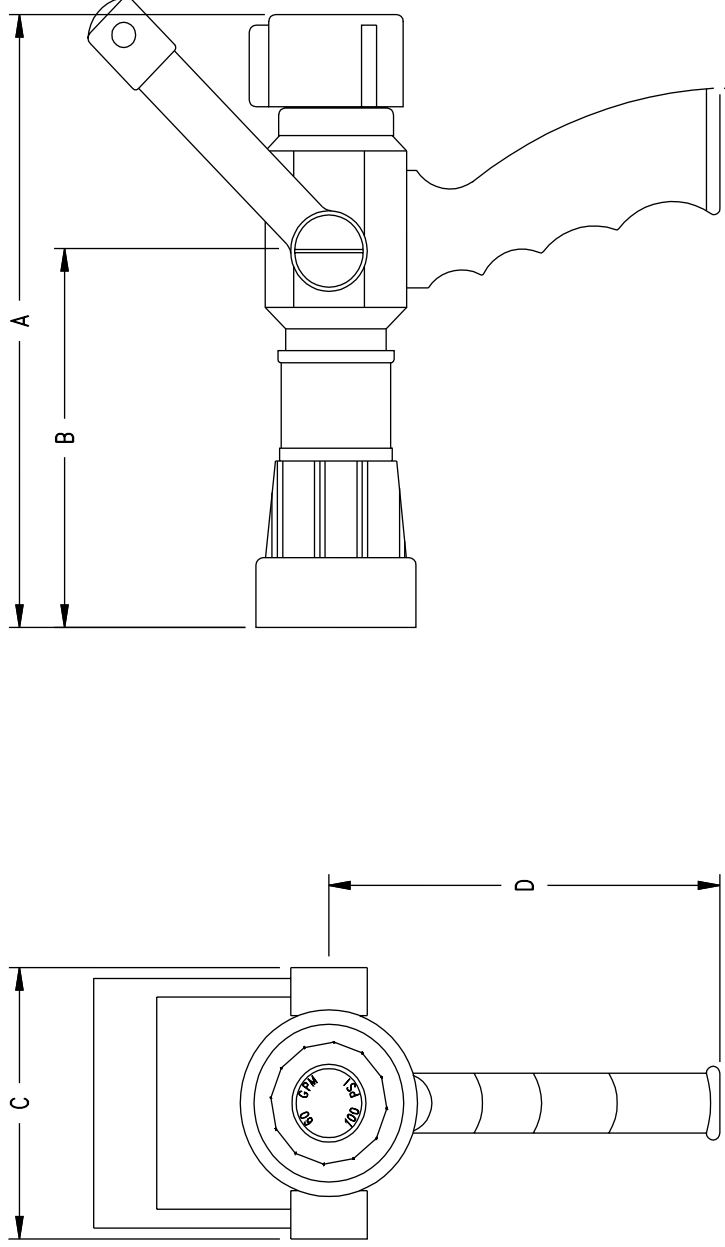
MODEL NO:	CONNECTION	FLOW	A	B	C	D	E (Horiz)	F (Vert)
PE -3570	1" NST	40 GPM (151)	9" (228)	2 3/4" (70)	4 1/2" (115)	6 1/4" (160)	XX FT (XX M)	XX FT (XX M)





NOZZLES/MONITORS

FIXED GALLONAGE NOZZLE



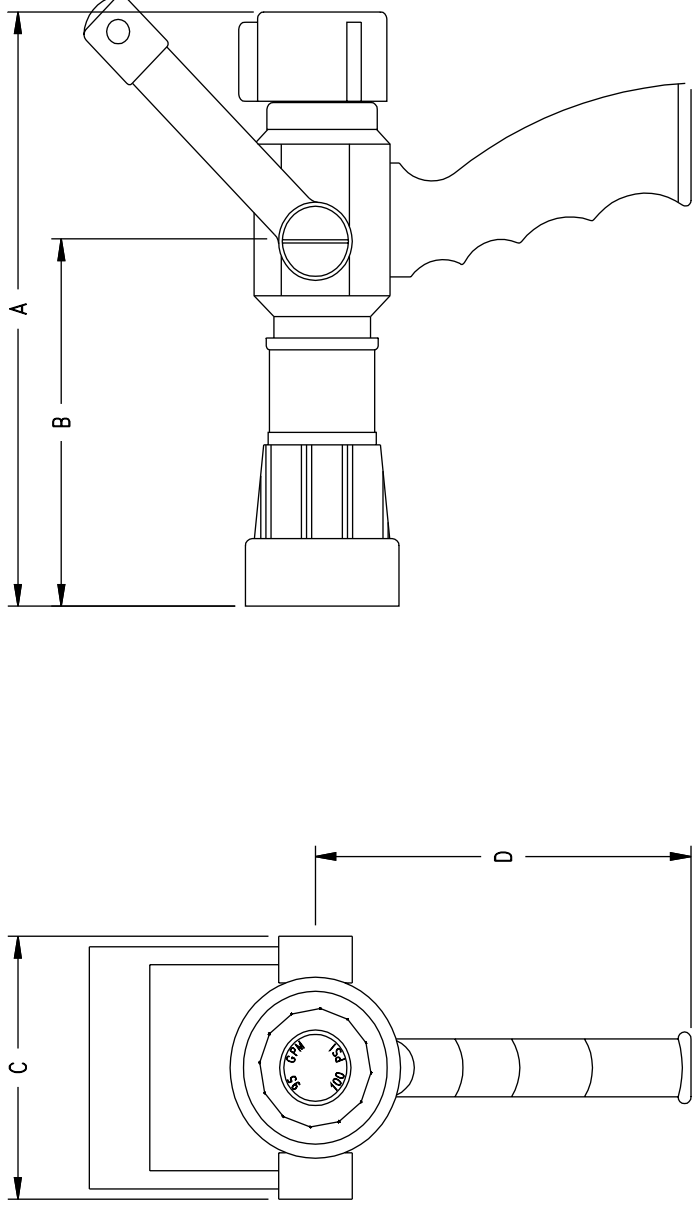
MODEL NO:	CONNECTION	FLOW	A	B	C	D	E (Horiz)	F (Vert)
PE-3569	1 1/2" NST	60 GPM (227)	10" (254)	6 3/4" (171)	4 1/2" (115)	6 1/4" (160)	XX FT (XX M)	XX FT (XX M)





NOZZLES/MONITORS

FIXED GALLONAGE NOZZLE



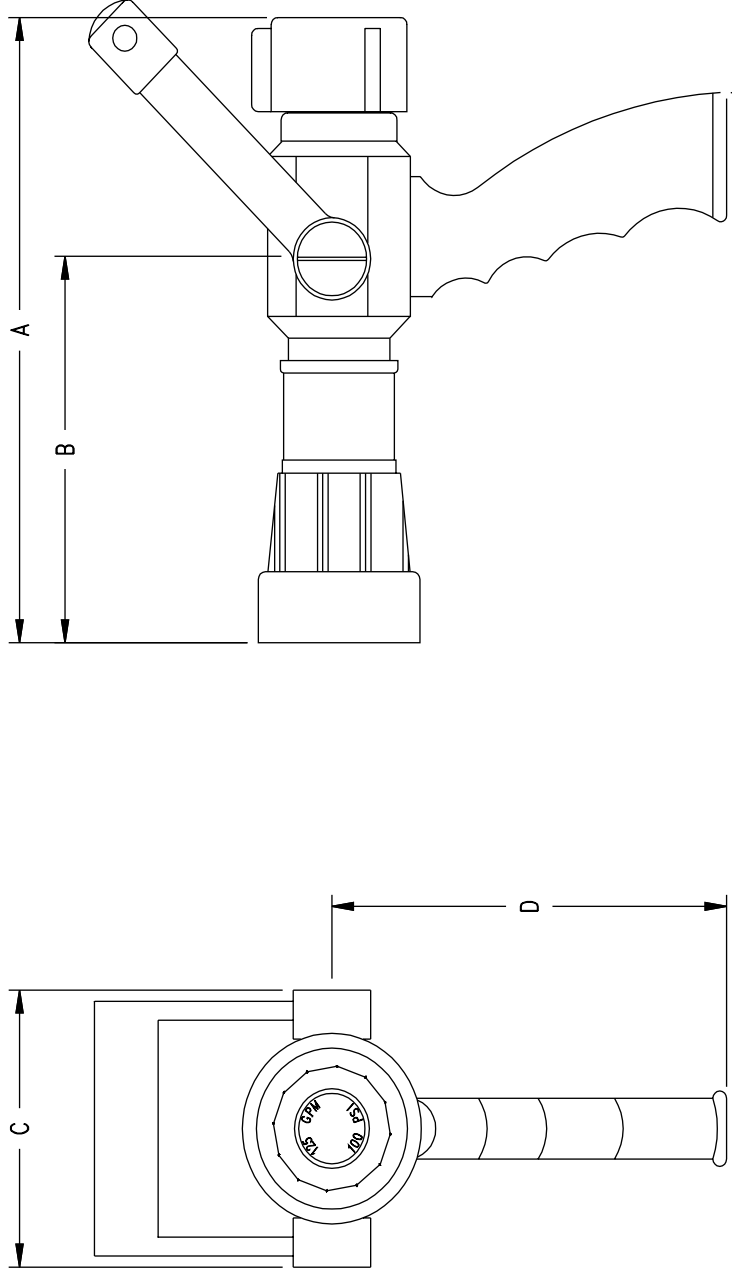
MODEL NO:	CONNECTION	FLOW	A	B	C	D	E (Horiz)	F (Vert)
PE-3568	1 1/2" NST	95 GPM (360)	10" (264)	6 3/4" (171)	4 1/2" (115)	6 1/4" (160)	XX FT (XX M)	XX FT (XX M)





NOZZLES/MONITORS

FIXED GALLONAGE NOZZLE



MODEL NO:	CONNECTION	FLOW	A	B	C	D	E (Horiz)	F (Vert)
PE -3567	1 1/2" NST	125 GPM (473)	10" (264)	6 3/4" (171)	4 1/2" (115)	6 1/4" (160)	XX FT (XX M)	XX FT (XX M)

